

SNS-L5-USA



**INSTRUCTION BOOKLET**

**SONY**



**IMAGESOFT**

***SUPER NINTENDO***  
ENTERTAINMENT SYSTEM

**WARNING: PLEASE READ THE ENCLOSED CONSUMER INFORMATION AND PRECAUTIONS BOOKLET CAREFULLY BEFORE USING YOUR NINTENDO® HARDWARE SYSTEM OR GAME PAK.**



SONY IMAGESOFT  
2100 COLORADO AVENUE,  
SANTA MONICA, CA 90404  
FOR QUESTIONS OR COMMENTS  
ABOUT THIS OR OTHER SONY  
IMAGESOFT PRODUCTS  
CALL (310) 449-2393.



LICENSED BY



NINTENDO, SUPER NINTENDO  
ENTERTAINMENT SYSTEM  
AND THE OFFICIAL SEALS ARE  
REGISTERED TRADEMARKS OF  
NINTENDO OF AMERICA INC.  
©1992 NINTENDO OF AMERICA INC.

THIS OFFICIAL SEAL IS YOUR  
ASSURANCE THAT NINTENDO HAS  
APPROVED THE QUALITY OF THIS  
PRODUCT. ALWAYS LOOK FOR THIS  
SEAL WHEN BUYING GAMES AND  
ACCESSORIES TO ENSURE COMPLETE  
COMPATIBILITY WITH YOUR SUPER  
NINTENDO ENTERTAINMENT SYSTEM.  
ALL NINTENDO PRODUCTS ARE  
LICENSED BY SALE FOR USE ONLY  
WITH OTHER AUTHORIZED PRODUCTS  
BEARING THE OFFICIAL NINTENDO  
SEAL OF QUALITY.

# CONTENTS

*INTRODUCTION* ..... 1

*STARTING UP* ..... 2

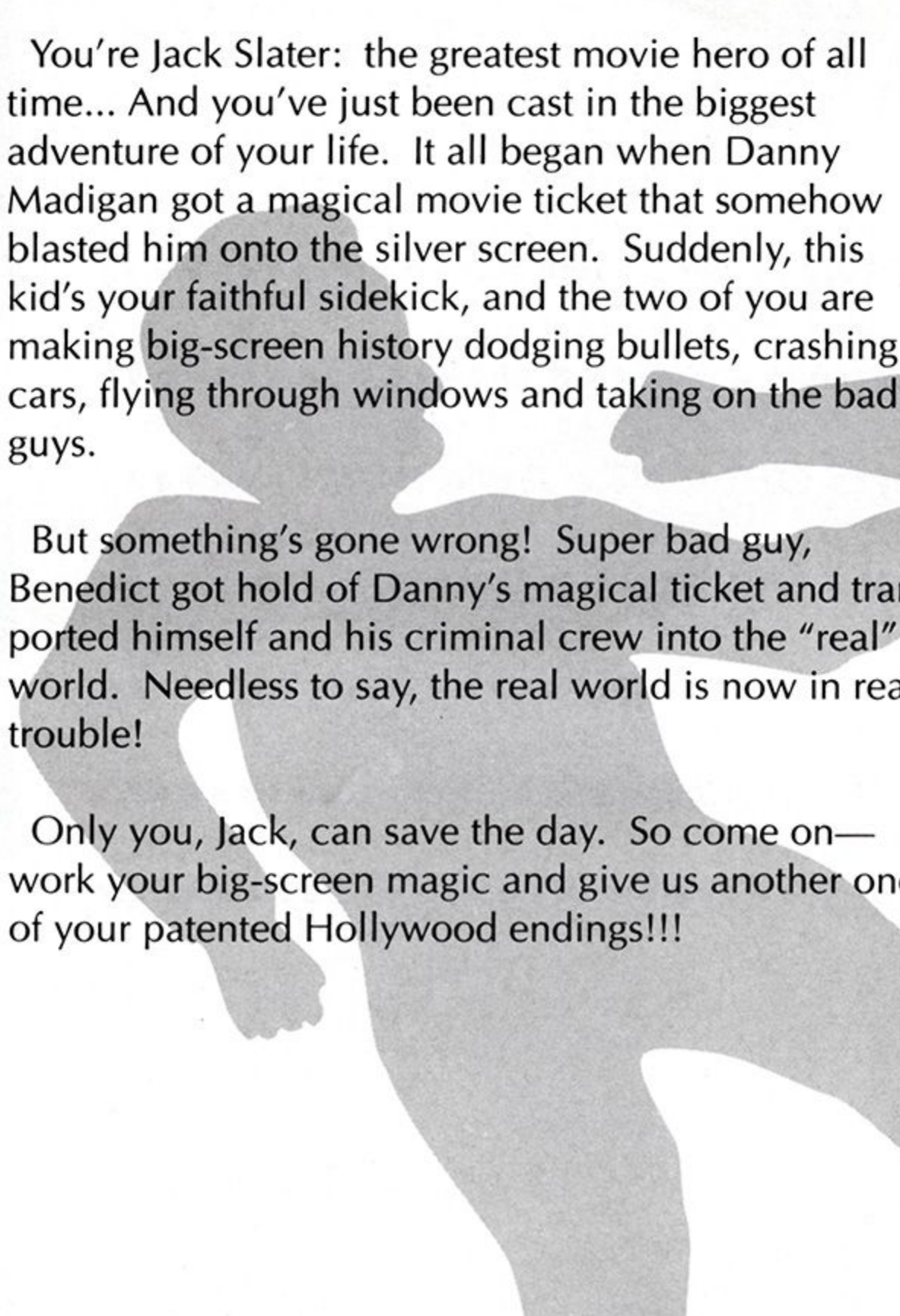
*NAMES OF CONTROLLER PARTS* ..... 3

*GAME CONTROLS SUMMARY* ..... 4

*MAIN GAME SCREEN* ..... 6

*MOVIE WORLD TICKET STUBS* ..... 7

*SCENES* ..... 8



You're Jack Slater: the greatest movie hero of all time... And you've just been cast in the biggest adventure of your life. It all began when Danny Madigan got a magical movie ticket that somehow blasted him onto the silver screen. Suddenly, this kid's your faithful sidekick, and the two of you are making big-screen history dodging bullets, crashing cars, flying through windows and taking on the bad guys.

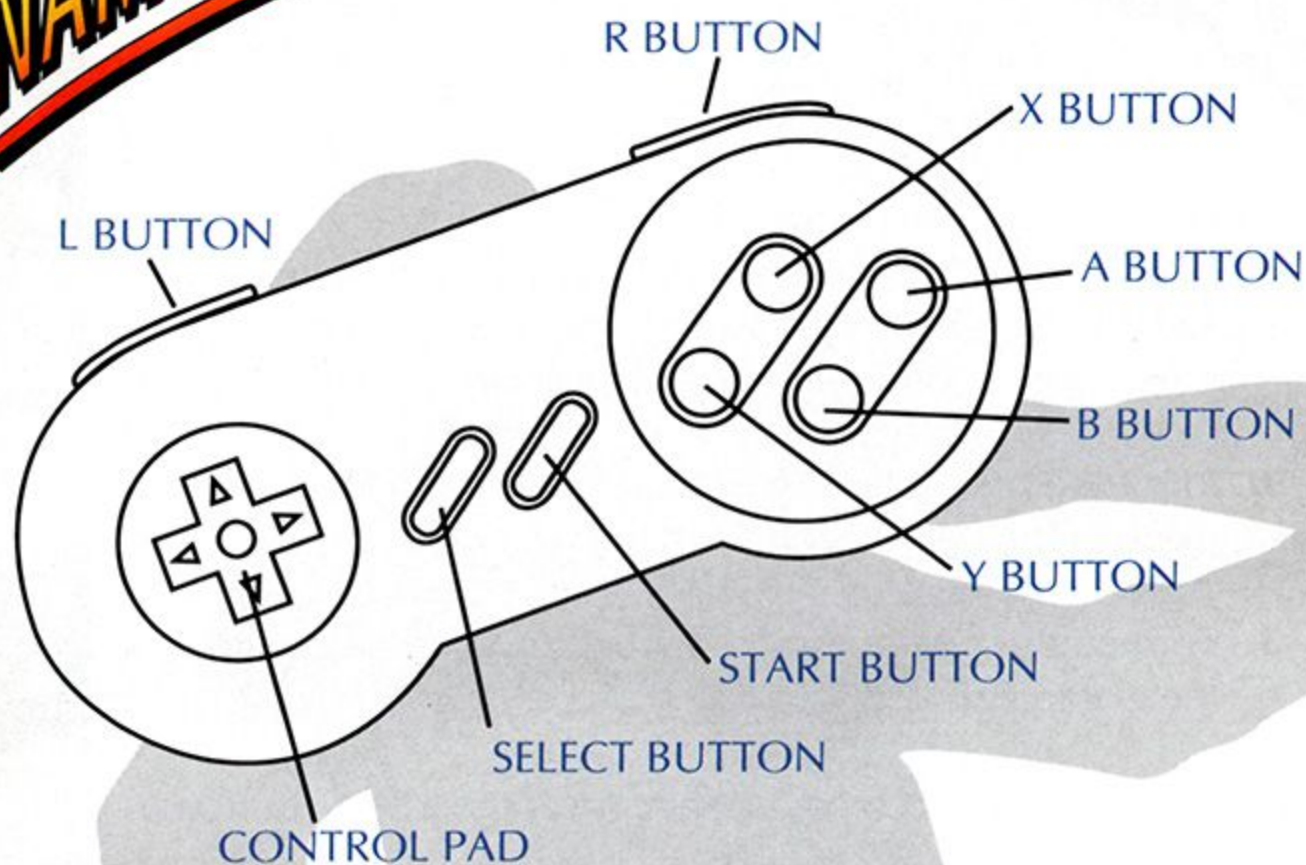
But something's gone wrong! Super bad guy, Benedict got hold of Danny's magical ticket and transported himself and his criminal crew into the "real" world. Needless to say, the real world is now in real trouble!

Only you, Jack, can save the day. So come on—work your big-screen magic and give us another one of your patented Hollywood endings!!!

# STARTING UP

1. Turn off your Super Nintendo Entertainment System by sliding the POWER bar away from the Game Pak slot. Plug a game controller into your system.
2. Insert the Last Action Hero Game Pak, label facing front, in the system slot.
3. Turn on the system by sliding the POWER bar toward the Game Pak slot.
4. When the Title screen appears, press the START Button to begin play.

# NAMES OF CONTROLLER PARTS



This manual refers to the following directions:



# GAME CONTROLS SUMMARY



**TO WALK**

**RIGHT OR LEFT:** Press the Control Pad RIGHT or LEFT.

**TO JUMP:** Press the B Button.

**TO PUNCH:** Press the Y Button.

**TO CROUCH:** Press the Control Pad DOWN.

**TO KICK:** Press the X Button.

**TO PAUSE GAME:** Press the Start Button.

## **DRIVING CONTROLS**

**TO ACCELERATE:** Press the Control Pad RIGHT.

**TO BRAKE:** Press the Control Pad LEFT

**TO STEER:** Press the Control Pad UP and DOWN.

**EMERGENCY STOP:** Press the A Button.



# MAIN GAME SCREEN



## **1: LIVES**

This shows how many lives you currently have. You begin each game with five lives.

## **2: SCORE**

This records your point total tallied during each level of play.

## **3: ENERGY**


This meters your current energy level.

## **4: TIME**

This displays how much time you have remaining to complete the current level.

# MOVIE WORLD TICKET STUBS

To collect a Ticket Stub, jump into it. Movie World Ticket Stubs replenish your life meter.



# SCENES

The following is a list of the different Scenes that you must survive as The Last Action Hero.



## **SCENE 1: ACTION HERO MOVIE**

As Slater, your first mission is to clean up what the Hollywood Police cannot.

Go fist-to-fist with street punks and villainous vandals, then go to school and bust even more bomb-hurlin' street punks and knife-wielding gang members.

## **SCENE 2: BONNEVILLE CAR CHASE**

Get ready for a wild car chase—motion-picture style. Jump in your Bonneville and drive at breakneck speed in a turbo-charged battle with hard-drivin' thugs. Negotiate barriers, manholes and double-parked cars. Perform superstar stunts like ramp jumping and slipping between semis. And blast more speed demons than any other Big Screen hero.





### **SCENE 3: LEO'S FUNERAL**

Leo's funeral reception has been hi-jinxed. Ride the glass elevators to the roof and watch out for machine-gun wielding Mafioso's...and stay clear of the goon-ridden helicopter. It gets pretty hairy up here.

### **SCENE 4: THE CAR CHASE**

Hop in your car...it's time to play terminator and run down some more hard-drivin' mobsters. Benedict has been seen speeding through the most rotten neighborhoods in the Big Apple. There's no room for stunts here. Keep your eyes on the road and take out this mobster motorcade. Ready...and ACTION!!!





### **SCENE 5: PREMIERE NIGHT**

It's the premiere of your new movie, Jack Slater IV, and everyone's shown up to cheer you on...including Benedict's henchmen. Battle Benedict's henchmen in the Projection Room, the Film Store, even in the Manager's Office. Then prepare for the biggest scene in your action hero career.

### **SCENE 6: ON THE ROOF WITH THE RIPPER**

It's just you, him and a 40-story drop. Use everything you've got to down this slasher. Beware of the Ripper's super leaping attacks. His amazing jumping ability will make you dizzy if you don't keep your wits about you. This guy is beatable. Don't pull your punches.





### **SCENE 7: THE FINALE**

He's back! And he's making his celluloid debut. Just like a bad dream...or sequel, Benedict is now a crazed celluloid incarnation. Take on this big-screen bandit and watch out for his projector-propelled energy beams. Give this one your all and you could be a shoe-in for an award.

# SONY IMAGESOFT WARRANTY

Sony Imagesoft warrants to the original purchaser of this Sony Imagesoft product that this Game Pak is free from defects in material and workmanship for a period of ninety (90) days from the date of purchase. This Sony Imagesoft product is sold "as is," without expressed or implied warranty of any kind, and Sony Imagesoft is not liable for any losses or damages of any kind resulting from the use of this product. Sony Imagesoft agrees for a period of ninety (90) days to either repair or replace, at its option, free of charge, the Sony Imagesoft product. Send product postage paid, along with dated proof of purchase, to the address shown below.

This warranty shall not be applicable and shall be void if the defect in the Sony Imagesoft product has arisen through abuse, unreasonable use, mistreatment or neglect. THIS WARRANTY IS IN LIEU OF ALL OTHER WARRANTIES AND NO OTHER REPRESENTATIONS OR CLAIMS OF ANY NATURE SHALL BE BINDING ON OR OBLIGATE SONY IMAGESOFT. ANY IMPLIED WARRANTIES APPLICABLE TO THIS SOFTWARE PRODUCT, INCLUDING WARRANTIES OF MERCHANTABILITY AND FITNESS FOR A PARTICULAR PURPOSE, ARE LIMITED TO THE NINETY (90) DAY PERIOD DESCRIBED ABOVE. IN NO EVENT WILL SONY IMAGESOFT BE LIABLE FOR INCIDENTAL OR CONSEQUENTIAL DAMAGES RESULTING FROM POSSESSION, USE OR MALFUNCTION OF THE SONY IMAGESOFT SOFTWARE PRODUCT.

Some states do not allow limitations as to how long an implied warranty lasts and/or exclusions or limitations of consequential damages, so the above limitations and/or exclusions of liability may not apply to you. This warranty gives you specific legal rights, and you may also have other rights which vary from state to state.



SONY IMAGESOFT  
2100 COLORADO AVENUE,  
SANTA MONICA, CA 90404  
FOR QUESTIONS OR COMMENTS  
ABOUT THIS OR OTHER SONY  
IMAGESOFT PRODUCTS  
CALL (310) 449-2393.



Sony Imagesoft, 2100 Colorado Avenue, Third Floor, Santa Monica, CA 90404

Printed in Japan